

No. PDMA (SINDH)/(SITREP)/2022/1346

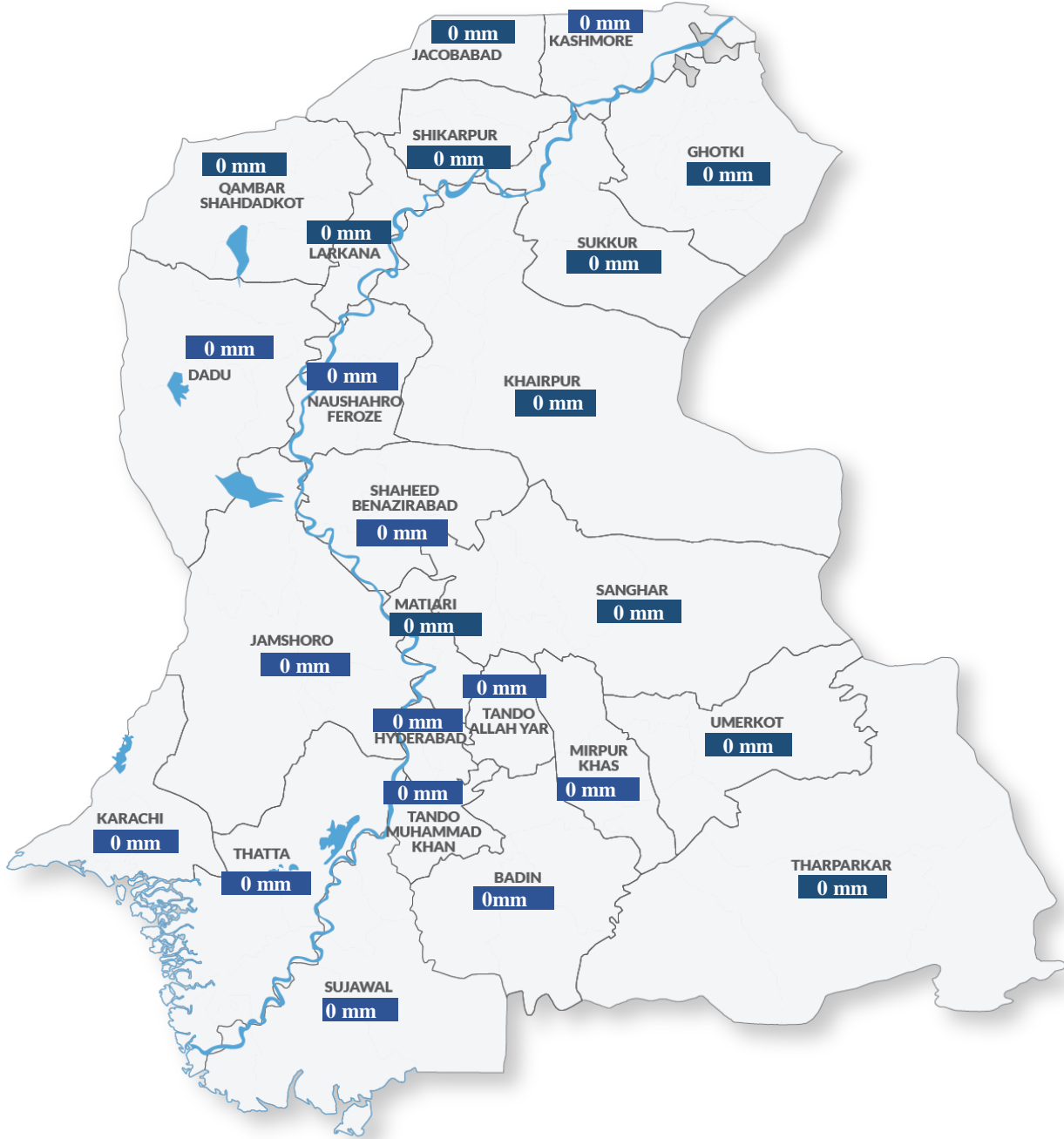
October 07, 2022

Period Covered: 22:00 hrs. 20-06-2022 to 06-10-2022 22:00 hrs.

DAILY SITUATION REPORT

Weather Situation Overview

Rainfall in Average (last 24 hrs.)



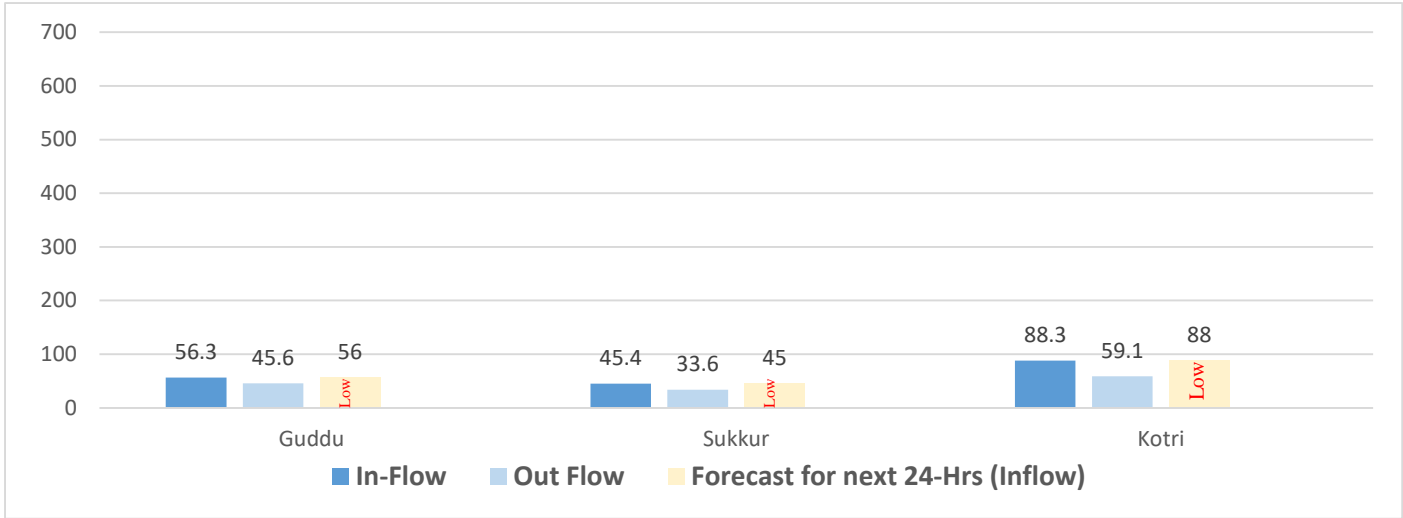
Source: CM Portal

Weather Forecast

- Nothing to Report (NTR)

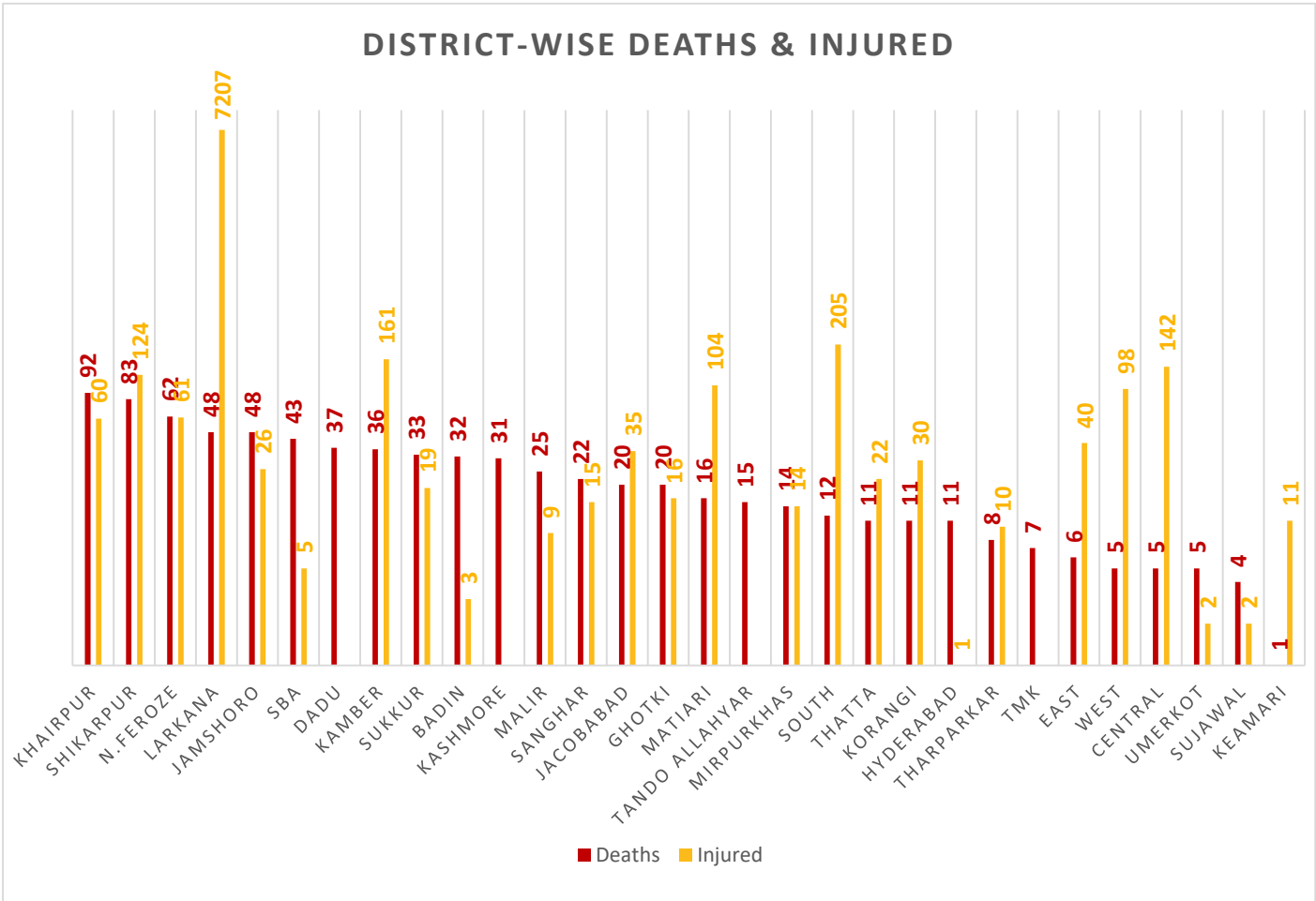


River Indus Discharge (in Thousands of Cusecs)



Source: Pakistan Meteorological Department - Flood Forecasting Division (FFD) – Bulletin No. B-114/22 Dated: 06th October, 2022 10:30 AM (PST)

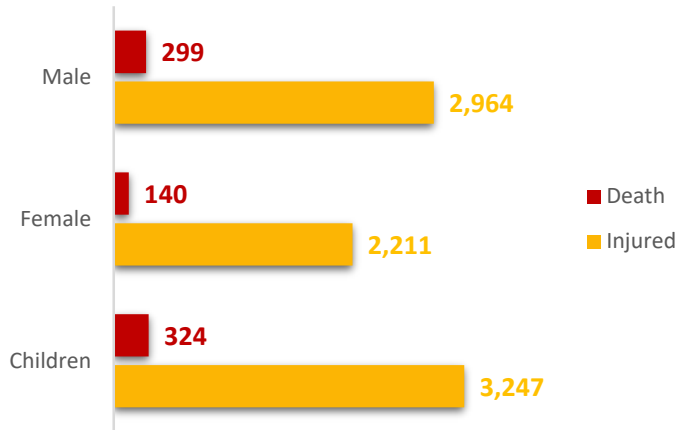
Summary of Losses



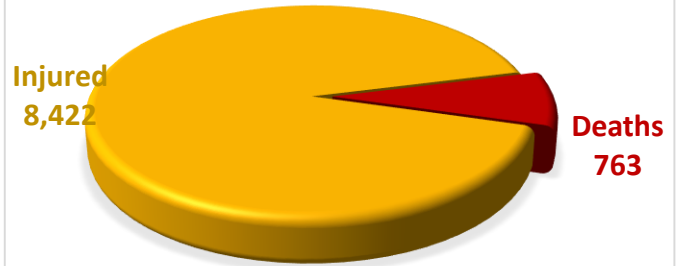
Death Data Source: Concerned Deputy Commissioners.

Injury Data Source: Directorate General Health Services, Hyderabad.

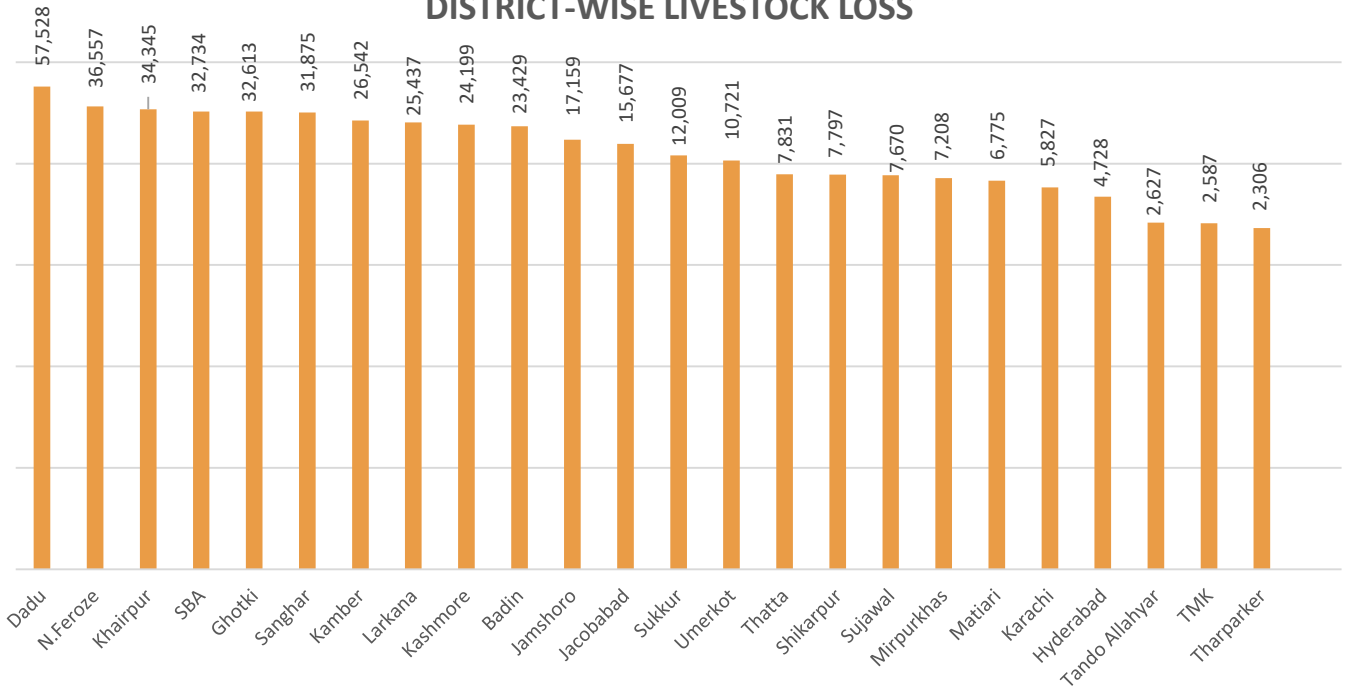
GENDER-WISE DISTRIBUTION



SUMMARY



DISTRICT-WISE LIVESTOCK LOSS

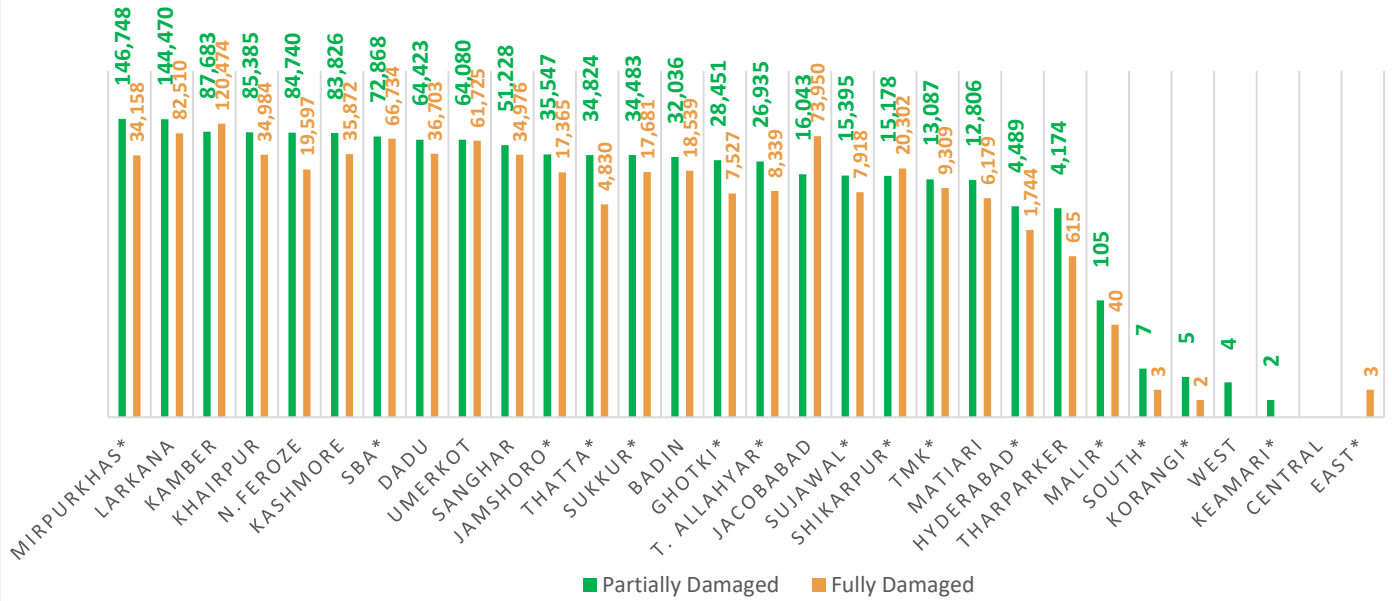


Total Livestock Perished: 436,181

Livestock Data Source: DG Livestock Sindh.

Summary of Infrastructure & Private Property Damage

DISTRICT-WISE HOUSE DAMAGES



Partially Damaged – 1,159,022

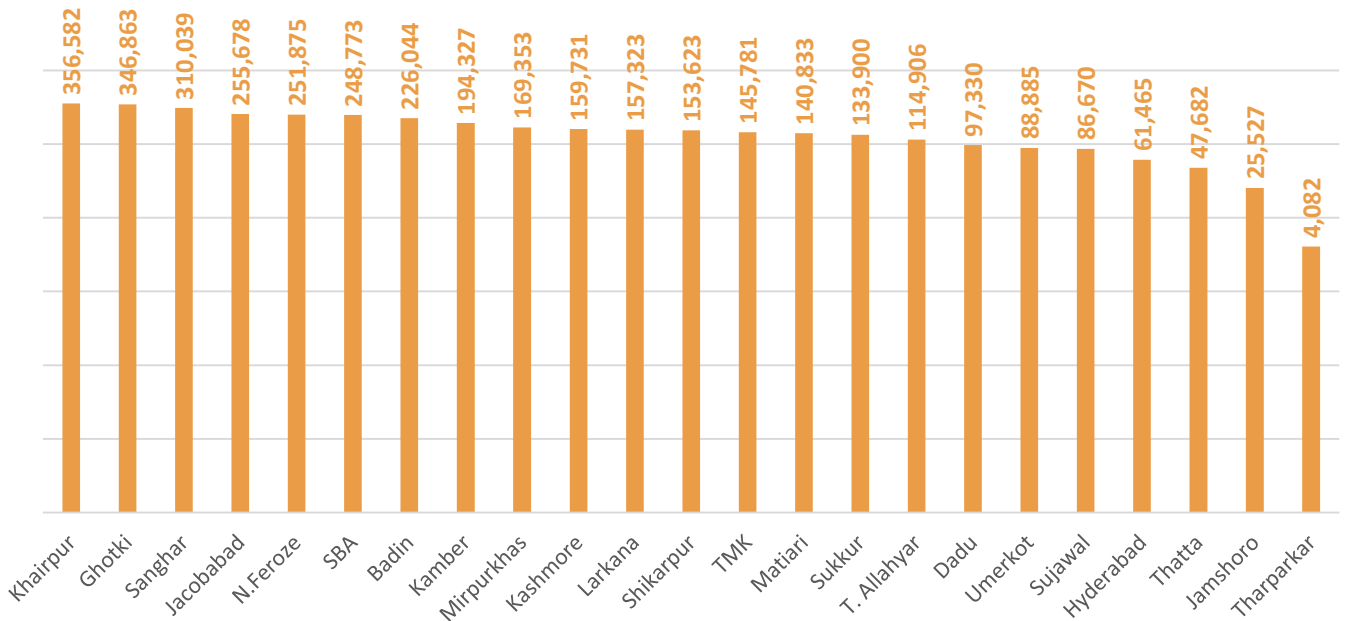
Fully Damaged – 722,079

Grand Total – 1,881,101

Source: Concerned Deputy Commissioners.

Note: - In compliance of directives by Chair, NFRCC during online meeting held on **06-10-2022**, the Taluka-wise House damaged data /reports were called from all **30** districts; and the figures were reconciled accordingly on the basis of reports received from concerned DCs.

CROP AREA AFFECTED (IN ACRES)



Total Crop Area Damaged: 3,777,272

Source: Relief Department Sindh



**PROVINCIAL DISASTER MANAGEMENT AUTHORITY
REHABILITATION DEPARTMENT
GOVERNMENT OF SINDH**



Division	District	No. of UC's Affected	No. of Roads	Road (km)	Bridge	Culverts	Causeway	Shop	Hotel	Masjid
Karachi	East	-	1	8	2	-	750	-	-	-
	West	-						-	-	-
	South	18						1	-	-
	Central	-						3	-	-
	Malir	14						7	-	-
	Korangi	2						-	-	-
	Keamari	32						-	-	-
Sub Total		66	1	8	2	-	750	11	-	-
Hyderabad	Hyderabad	160	13	76	2	-	-	-	-	-
	Jamshoro	30	42	516	15	9	1,375	-	-	-
	Dadu	66	65	569	6	99	-	-	-	-
	Matiari	30	7	83	-	-	-	-	-	-
	Tando Allahyar	28	37	344	6	92	-	-	-	-
	TMK	28	7	118	0	6	-	-	-	-
	Thatta	40	39	291	23	233	-	-	-	-
	Sujawal	37	30	426	57	272	-	-	-	-
	Badin	68	53	799	13	82	0	5	2	3
Sub Total		487	293	3,221	122	793	1,375	5	2	3
Sukkur	Sukkur	67	20	181	1	25	-	11	-	-
	Khairpur	88	110	622	2	83	-	13	-	3
	Ghotki	66	24	252	-	-	-	-	-	-
Sub Total		221	154	1,055	3	108	-	24	-	3
SBA	SBA	59	58	942	15	45	-	-	-	-
	N.Feroze	68	60	727	2	124	-	-	-	-
	Sanghar	73	52	296	10	119	-	-	-	-
Sub Total		200	170	1,965	27	288	-	-	-	-
Larkana	Larkana	68	24	192	1	54	-	-	-	-
	Kamber-Shahdadkot	52	51	173	3	158	-	-	-	-
	Shikarpur	55	23	258	-	38	-	-	-	-
	Jacobabad	44	9	92	-	65	-	-	-	-
	Kashmore	41	24	289	1	14	-	-	-	-
Sub Total		260	131	1,004	5	329	-	-	-	-

Emergency No:
1736

Plot No. 26-C, Main Khayaban-e-Jami,
DHA Phase-VII, Karachi.

021-99332742
021-35381810

021-99332007

0335-5557362

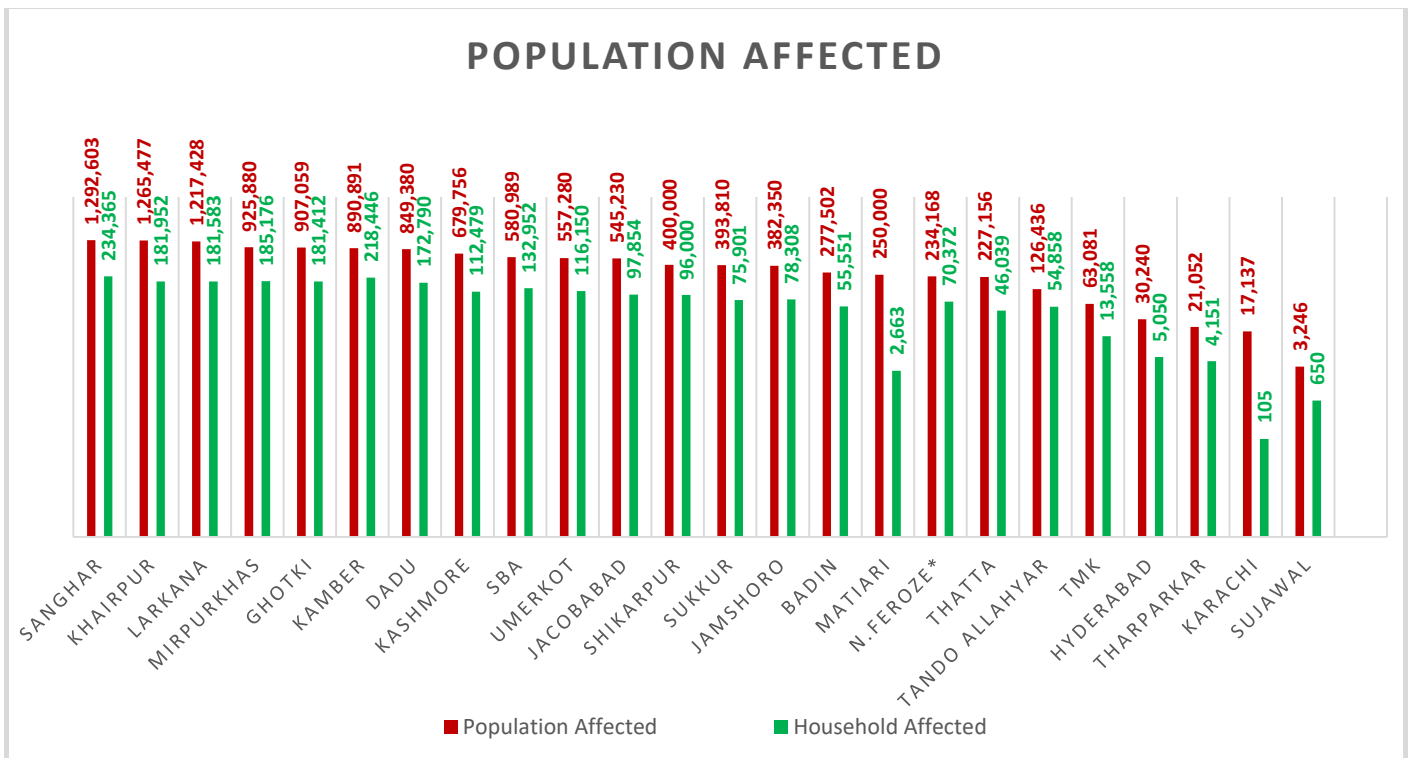
www.pdma.gos.pk

Division	District	No. of UC's Affected	No. of Roads	Road (km)	Bridge	Culverts	Causeway	Shop	Hotel	Masjid
Mirpurkhas	Mirpurkhas	50	15	207	6	82	-	-	-	-
	Umerkot	42	21	332	-	69	-	-	-	-
	Tharparker	3	18	597	-	80	-	-	-	-
Sub Total		95	54	1,136	6	231	-	-	-	-
Grand Total		1,329	803	8,389	165	1,749	2,125	40	2	6

Source of UCs Affected: Relief Department Sindh

Source of Infrastructure Damage: Works & Services Department Sindh

Note: Works & Services Department has reported that 2,548 Government buildings have been damaged

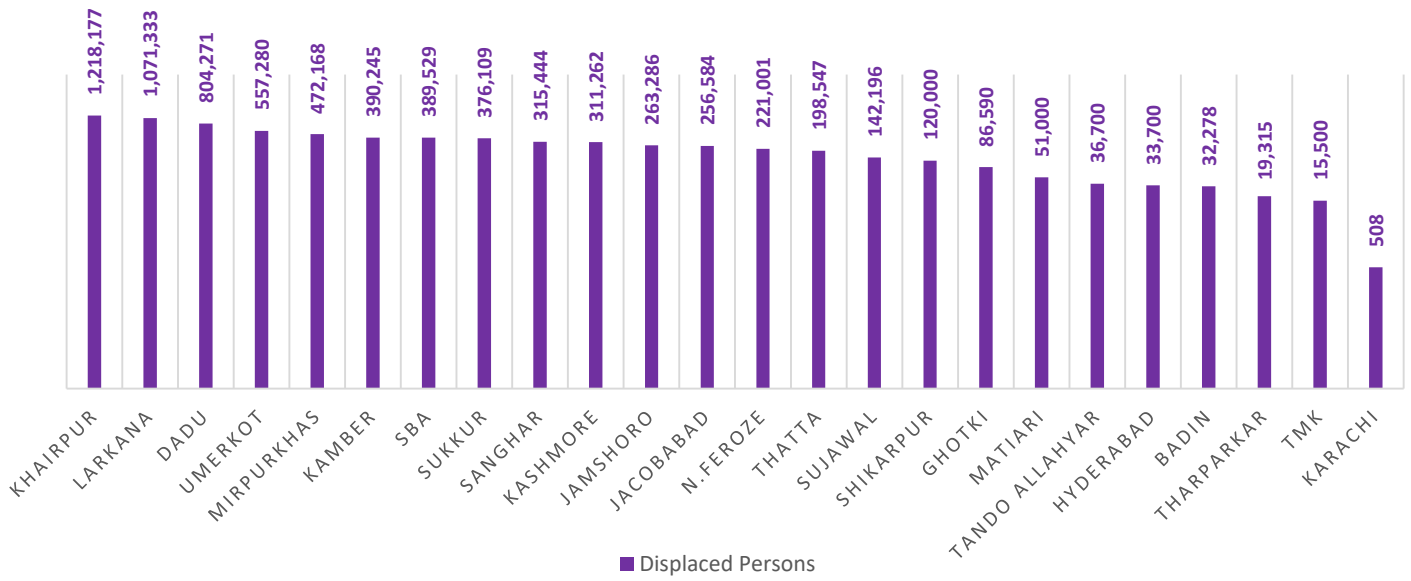


Total Population Affected: 12,138,151

Total Households Affected: 2,318,365

Source: Concerned Deputy Commissioners.

POPULATION DISPLACED



Total Number of Person Displaced: 7,383,023

Source: Concerned Deputy Commissioners.

Relief Camps Established by DDMAs / Deputy Commissioners

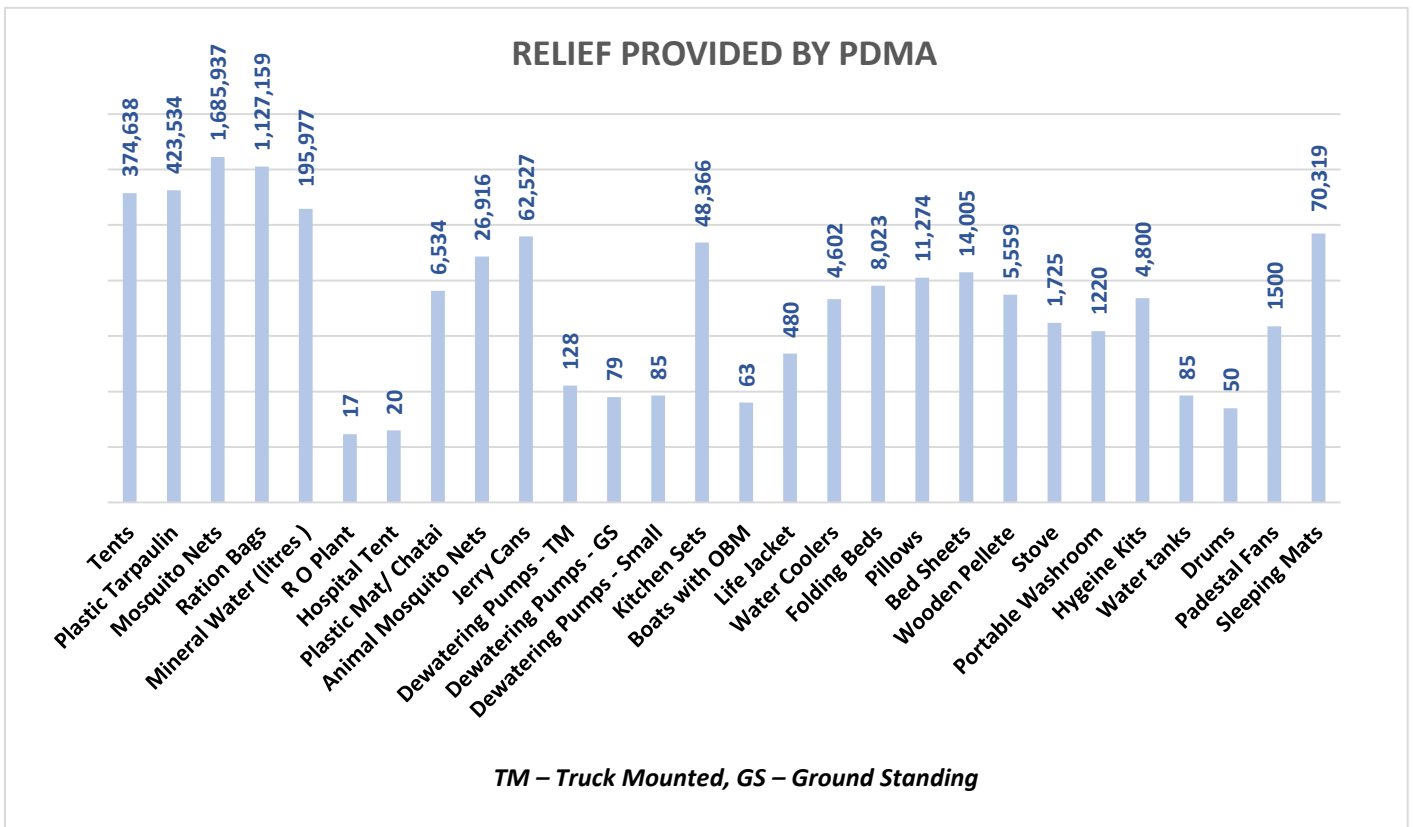
Division	District	Relief Camps Established	Persons in Relief Camps (Last 24hrs)			
			M	F	C	T
Karachi	East	15	-	-	-	6,341
	West	7	-	-	-	3,705
	Korangi	2	-	-	-	505
	Malir	8	-	-	-	4,794
	Central	2	-	-	-	0
	Keamari*	1	-	-	-	104
Sub Total		35	-	-	-	15,449
Hyderabad	Hyderabad	29	-	-	-	6,530
	Jamshoro*	80	5,836	5,500	10,416	21,752
	Dadu	154	8,250	10,500	14,947	33,697
	Matari	9	-	-	-	3,312
	Tando Allahyar	9	798	845	786	2,429
	Tando M. Khan	-	1,250	1,450	976	3,676
	Thatta	27	-	-	-	745
	Sujawal	14	-	-	-	-
	Badin*	6	4,427	4,741	5,522	14,690
Sub Total		328	20,561	23,036	32,647	86,831
Sukkur	Sukkur	9	224	295	554	1,073
	Khairpur	183	-	-	-	47,300
	Ghotki	-	-	-	-	-
Sub Total		192	224	295	554	48,373

Division	District	Relief Camps Established	Persons in Relief Camps (Last 24hrs)			
			M	F	C	T
SBA	SBA	3	16	16	35	67
	N.Feroze*	242	8,521	8,675	14,525	31,721
	Sanghar	151	4,417	7,730	9,940	22,087
Sub Total		396	12,954	16,421	24,500	53,875
Larkana	Larkana	1,350	15,714	21,650	26,972	64,336
	Kamber-Shahdadkot	140	19,346	20,165	13,209	52,720
	Shikarpur	19	-	-	-	2,296
	Jacobabad	94	2,271	2,776	10,097	15,144
	Kashmore	27	237	190	437	864
Sub Total		1,630	37,568	44,781	50,715	135,360
Mirpurkhas	Mirpurkhas	35	4,159	1,849	1,510	7,518
	Umerkot	5	3,290	3,490	5,605	12,385
Sub Total		40	7,449	5,339	7,115	19,903
Grand Total		2,621	78,756	89,872	115,531	359,791

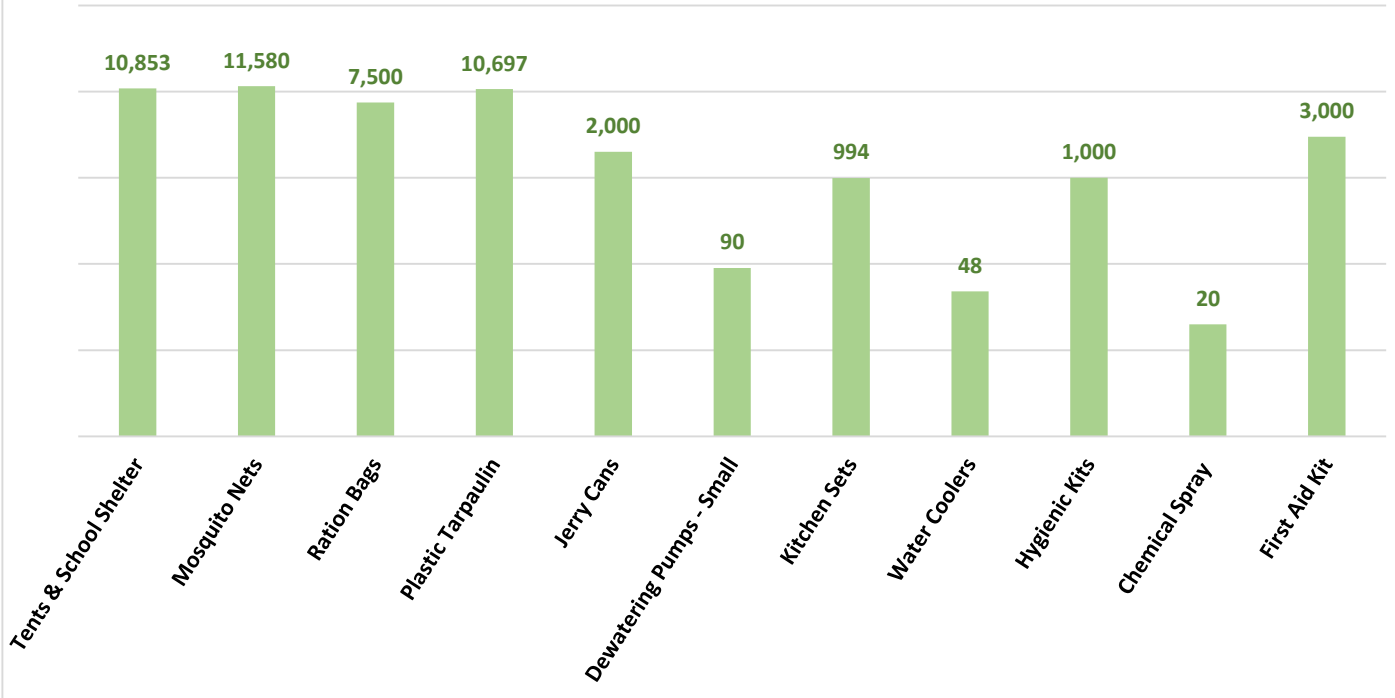
Source: Concerned Deputy Commissioners of Sindh.

Note: - Deputy Commissioner Keamari has decreased the number of Relief Camps Established from 7 to 1.

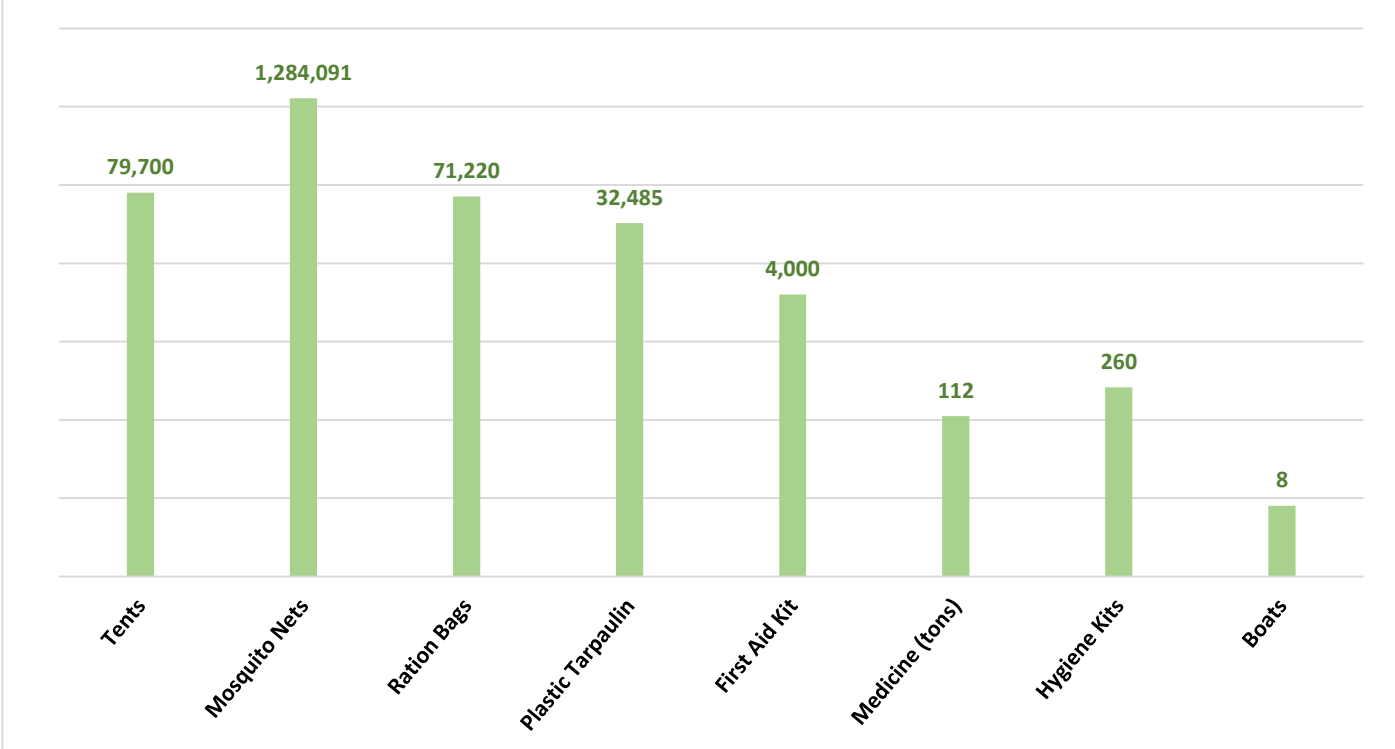
- Deputy Commissioner Naushahro Feroze has decreased the number of Relief Camps Established from 252 to 242.

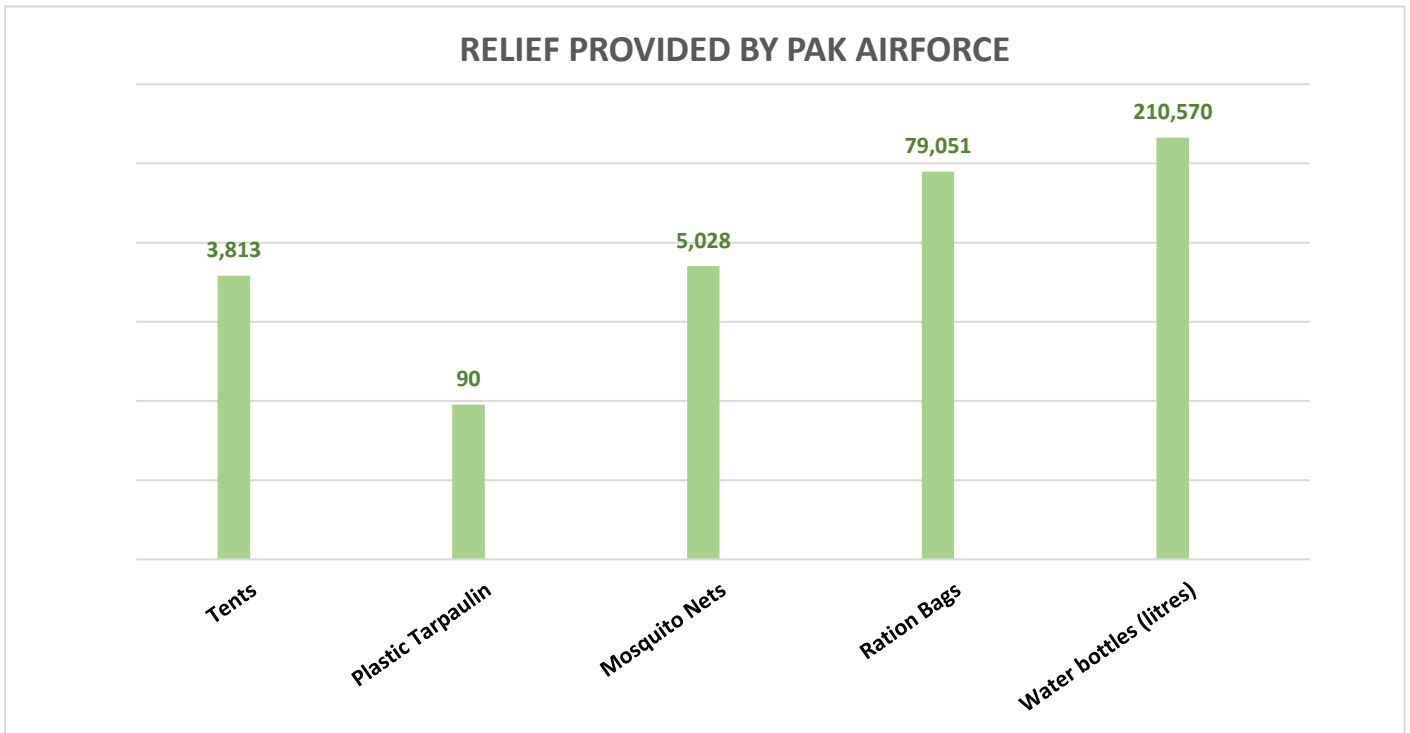
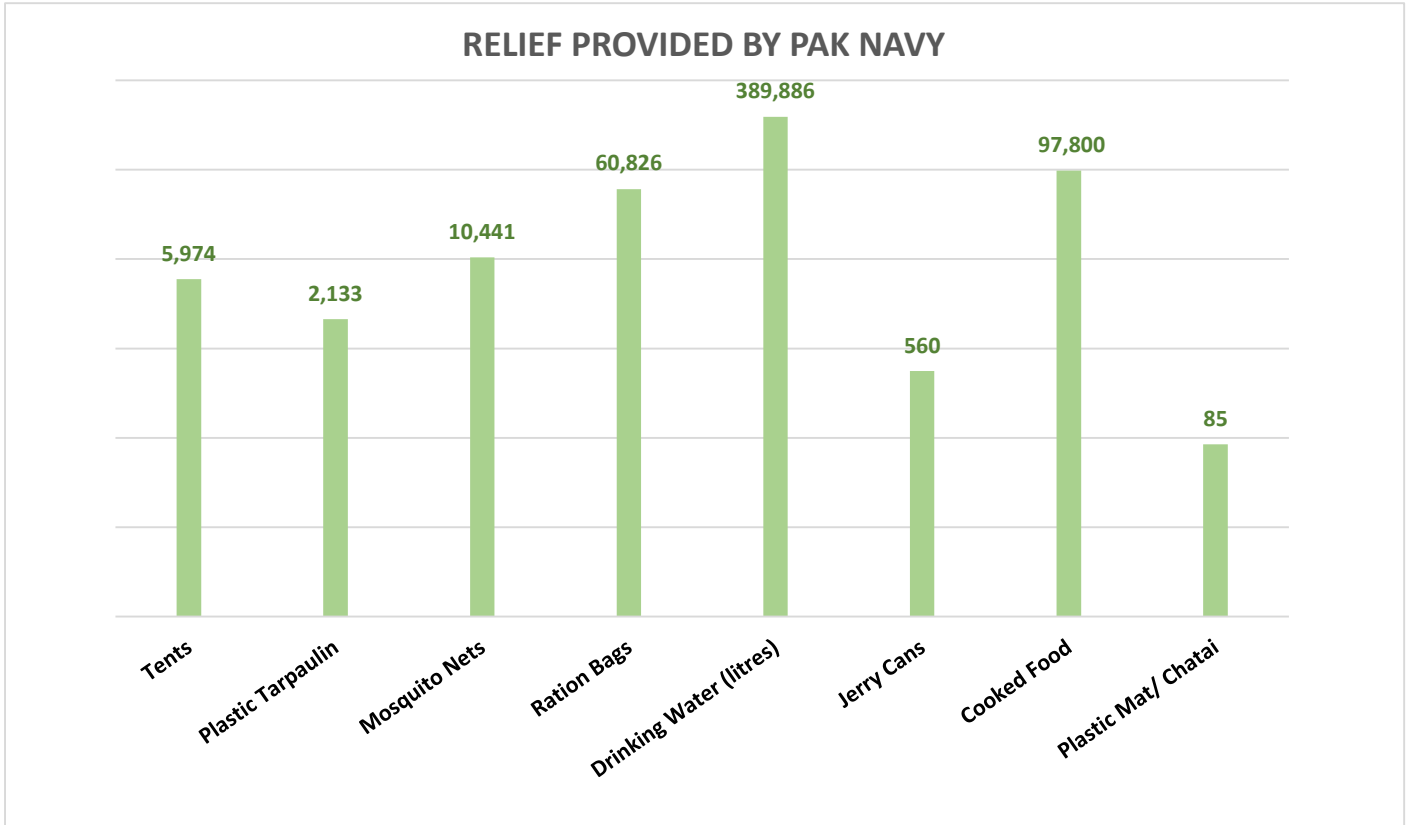


RELIEF PROVIDED BY NDMA THROUGH PDMA



RELIEF PROVIDED BY NDMA THROUGH ARMY

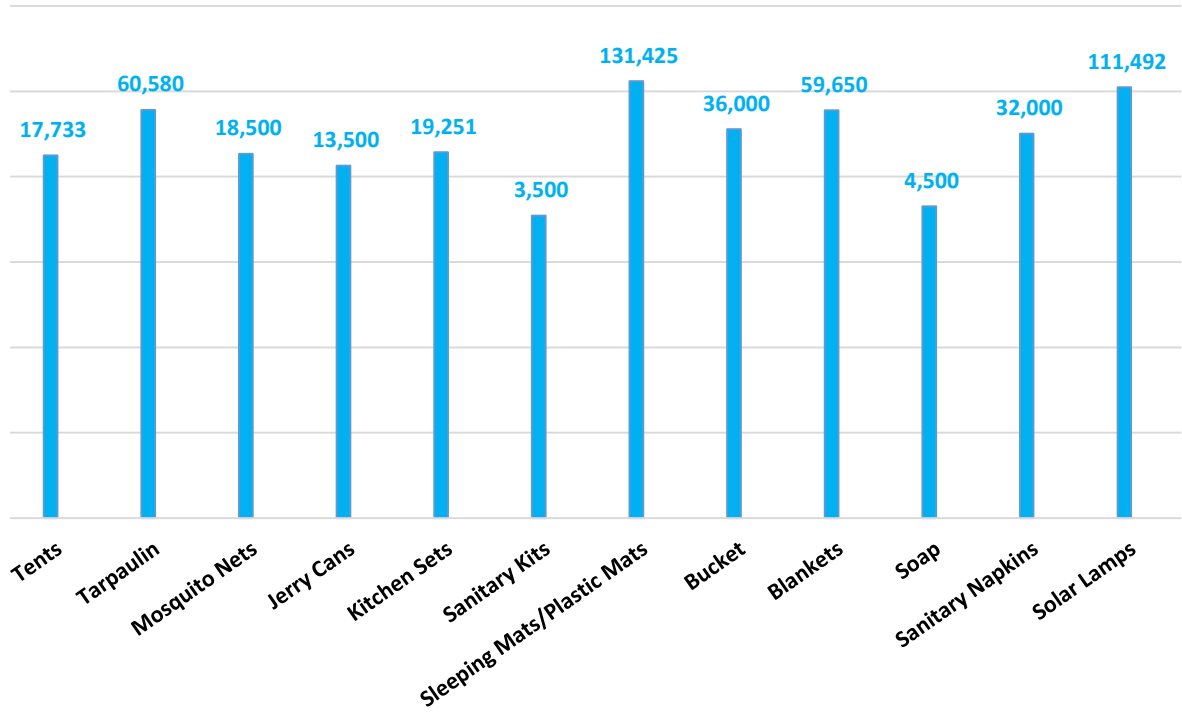




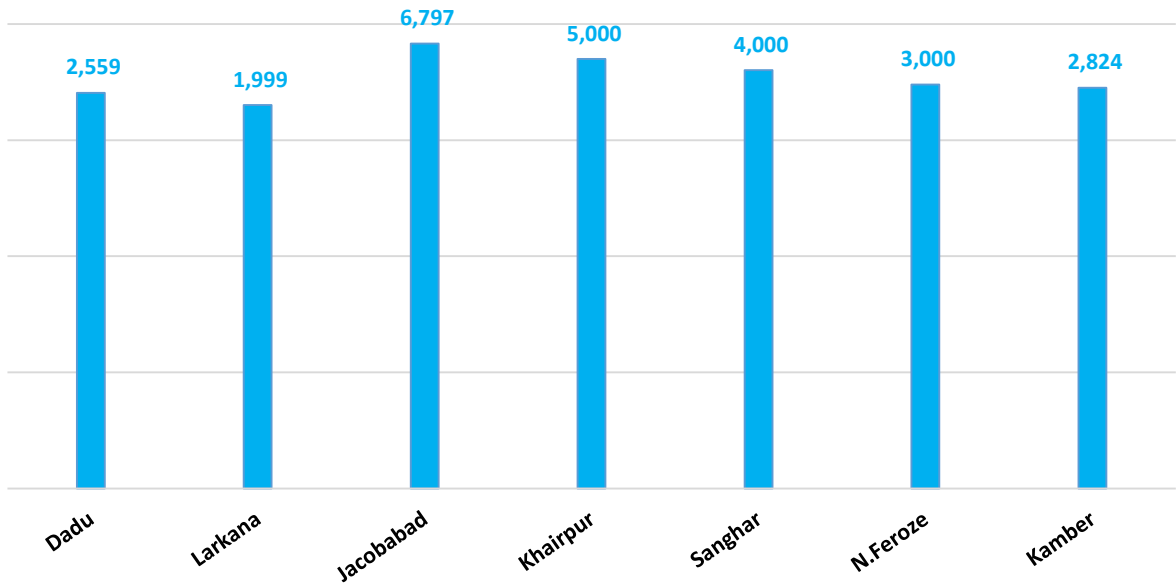
Others:

Organization	Relief
FGRF(INGO)	Cooked Food (Daigs) : 1058

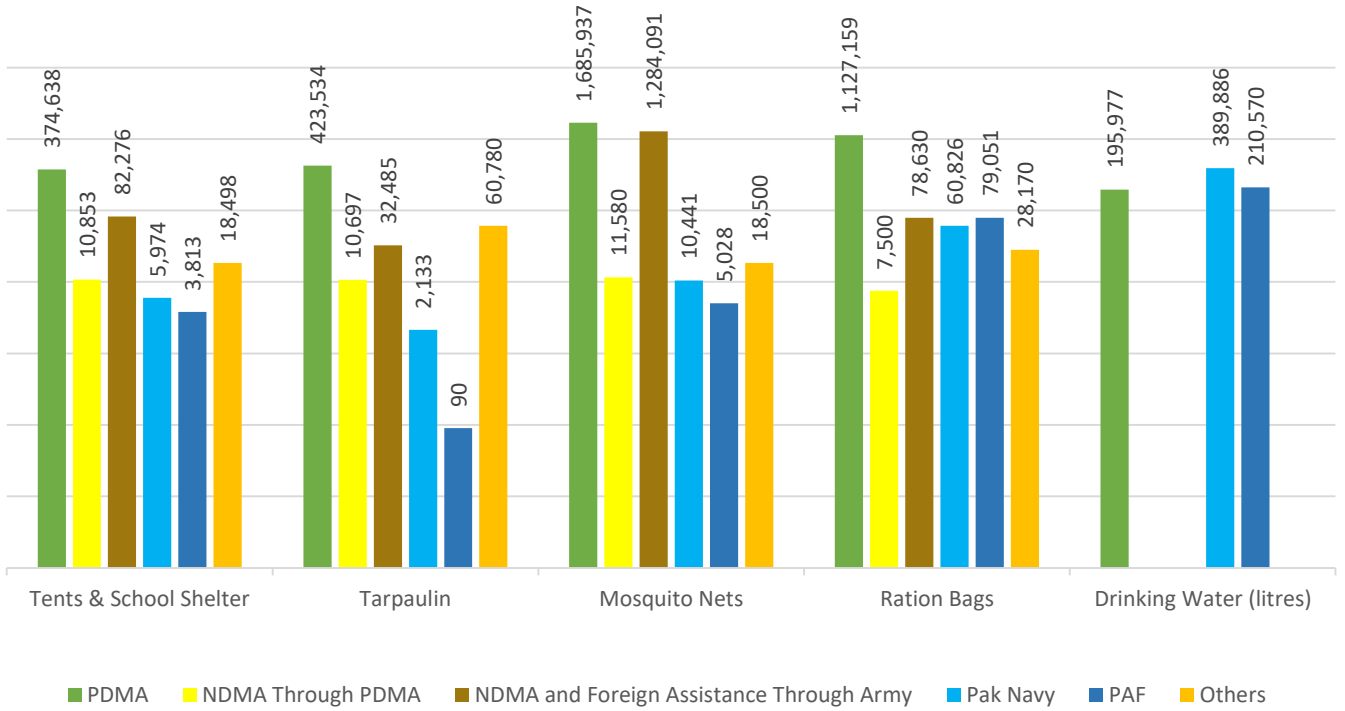
RELIEF PROVIDED BY UNHCR



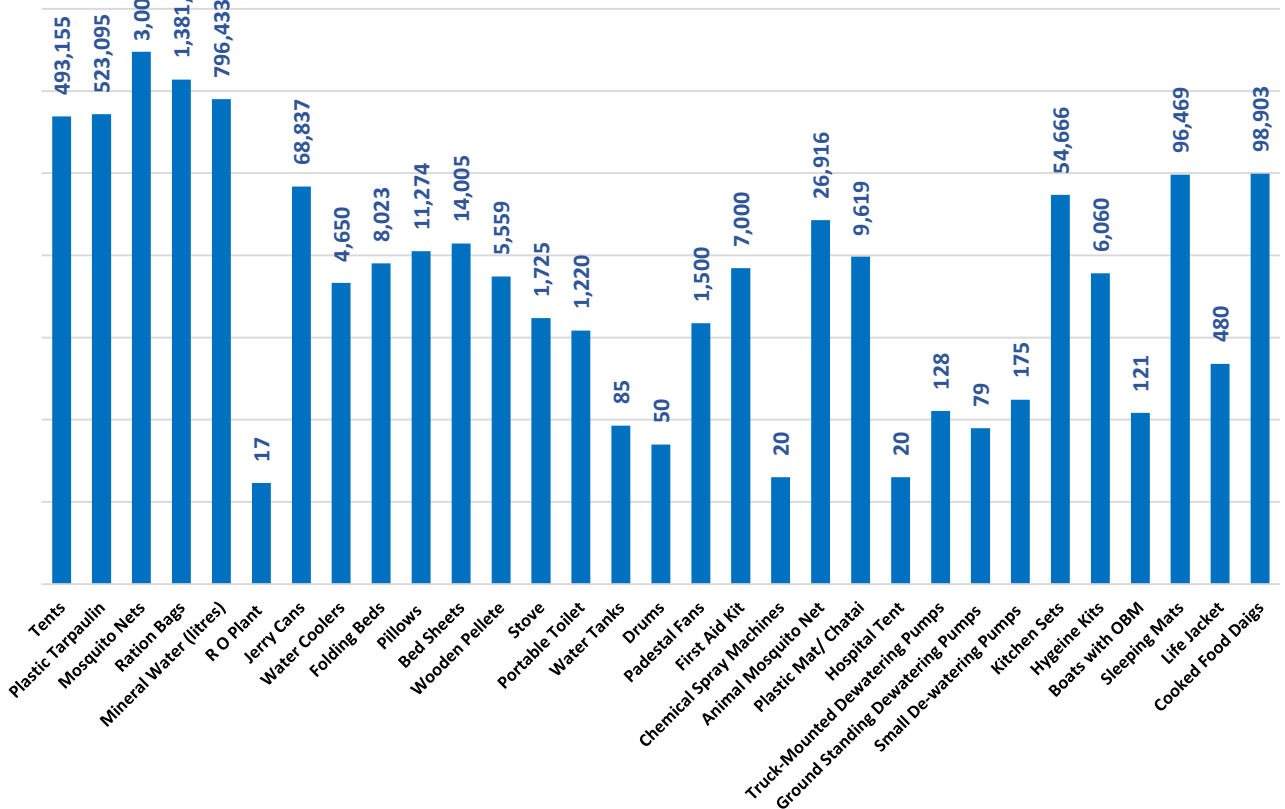
RATION BAGS PROVIDED BY UN-WFP



Combined Relief Provided



TOTAL NUMBER OF RELIEF ITEMS



TM – Truck Mounted, GS – Ground Standing, SM - Small



PROVINCIAL DISASTER MANAGEMENT AUTHORITY
REHABILITATION DEPARTMENT
GOVERNMENT OF SINDH



Last 24 Hours (Already Included in Total):

Districts	Tents	Ration Bags	Mosquito Nets
Jamshoro	-	-	3,000
Kamber	1,100	3,000	-
Khairpur	-	-	9,000
N.Feroze	250	2,250	-
Sanghar	-	1,498	3,000
Dadu	-	500	-
Hyderabad	-	3,500	-
Matiari	-	250	-
Sujawal	-	1,250	-
Thatta	-	1,750	-
Jacobabad	-	500	-
Larkana	-	1,000	-
Sukkur	-	6,500	-
Mirpurkhas	-	1,000	-
Tharparkar	-	2,000	-
Total	1,350	24,998	15,000

Sd/-
(KAZIM RAZA TALPUR)
INCHARGE PEOC
PDMA SINDH

Emergency No:
1736



Plot No. 26-C, Main Khayaban-e-Jami,
DHA Phase-VII, Karachi.



021-99332742
021-35381810



021-99332007



0335-5557362



www.pdma.gos.pk